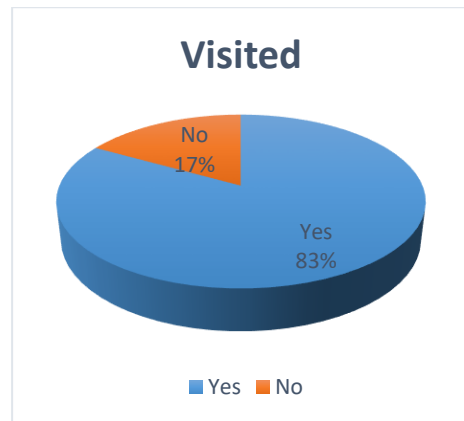


Appendix 2 - 2019/20 Empty Property Audit Results

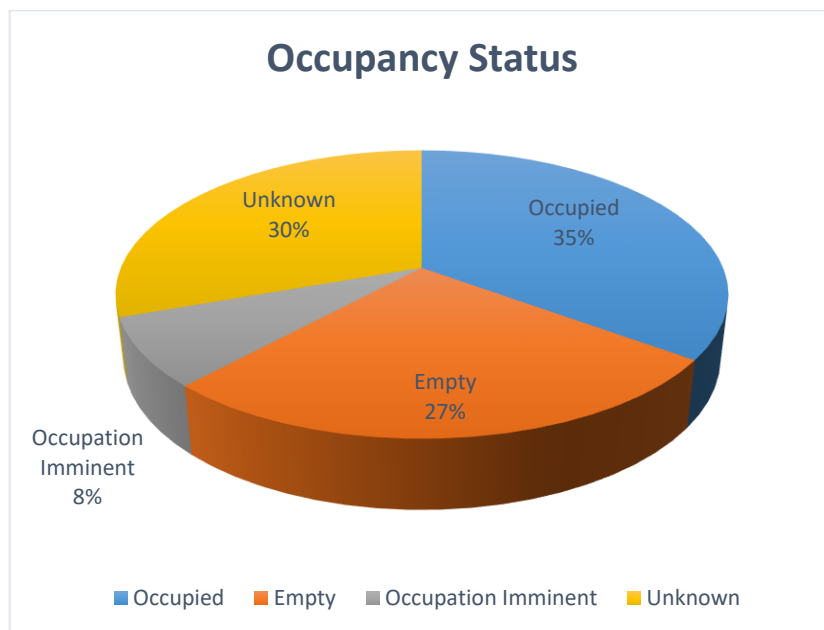
As of the 13/02/2020 83% of properties had been visited

Visited	Quantity	
Yes	561	83%
No	114	17%
Total	675	



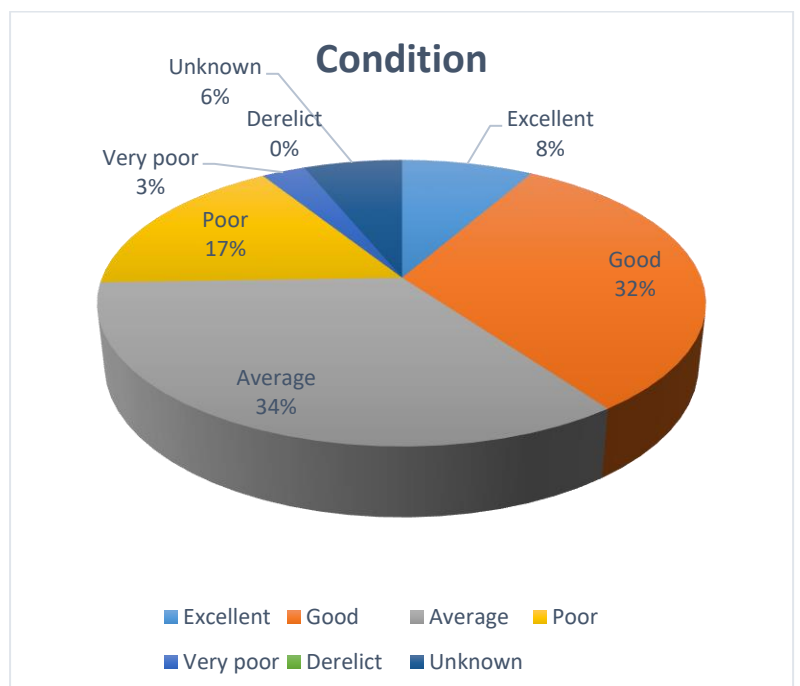
Of properties that have been visited at least 43% of properties were either occupied or soon to be occupied.

	Occupancy Status	Quantity	
35%	Occupied	196	
27%	Empty	150	
8%	Occupation Imminent	43	
30%	Unknown	170	
100%			559
43%			



Of the properties that were confirmed to be empty, 74% were in an excellent, good or average condition.

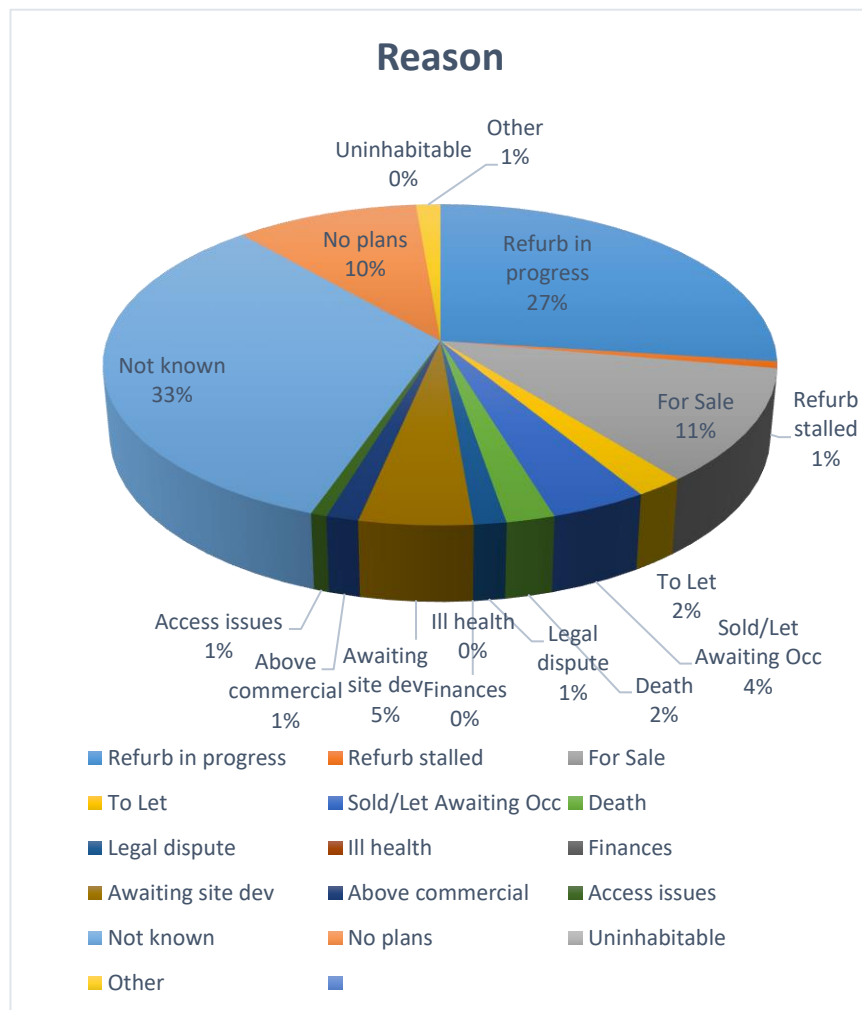
	Condition (if empty)	Quantity	
8%	Excellent	12	
32%	Good	46	
34%	Average	50	
17%	Poor	24	
3%	Very poor	4	
0%	Derelict	0	
6%	Unknown	9	
100%			145
74%			



Of the properties that were confirmed to be empty 49% were either undergoing refurbishment, for sale/let, or awaiting occupation/site re-development.

In only 10% of cases did the owner appear to have no future plans for the property

The reason why the property is empty has not yet been established in 33% of cases.



Reason (if empty)	Quantity
27% Refurb in progress	40
1% Refurb stalled	1
11% For Sale	17
2% To Let	3
4% Sold/Let Awaiting Occ	6
2% Death	3
1% Legal dispute	2
0% Ill health	0
0% Finances	0
5% Awaiting site development	7
1% Above commercial	2
1% Access issues	1
33% Not known	49
10% No plans	15
0% Uninhabitable	0
1% Other	2
100%	148